

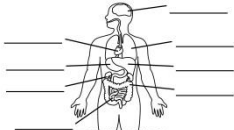








This Is Me

A theme celebrating ourselves and what makes us...us!

This theme will run from September to February half-term - culminating in a showcase of all our learning.

Subject	Activities	Links at home
English Narrative Recount Instructions 	We will be starting with work on a variety of narratives, focusing on recapping key punctuation and mapping the structure of stories. We will link this to our theme by writing a narrative about an element of our own lives and move on to writing recounts about life as a child in the recent past. We will dip in and out of some labels, captions and instruction writing, to really apply our phonics and spelling rules.	Share stories every day with a range of structures; talk about any new language and their favourite characters, events and illustrations; conversations about books are so important! Make writing part of normal routines; encourage your child to make notes, write stories and scribe their thoughts.
Maths Place Value Calculations Measures 	We will start the year developing our understanding of place value, focusing on writing, partitioning and representing two-digit and three-digit numbers. This will lead us on to deepening our knowledge of addition, subtraction, multiplication and division. We will also explore 2D and 3D shapes and money, money, money! All of this will be underpinned by an emphasis on reasoning and real-world application.	Talk about the differences between two-digit, three-digit and four-digit numbers and try to point out numbers in the environment around you; in particular, apply this in real contexts, such as visiting shops and handling money.
Science Animals, including humans 	We will be going on a scientific journey into what it means to be human, starting with the differences between humans and other animals, looking at both their bodies and their habitats. We will link this to healthy eating and the diets of carnivores, herbivores and omnivores.	Do some research on the computer to find some unfamiliar animals, their diets and their habitats; can you create a fact file?
History Changes within living memory 	As part of the centenary of The Great War finishing in 1918, we will be joining with the church and village to commemorate 'The Fallen' from Sampford Peverell. We will learn more about this through the eyes of the children of the time, learning about their experiences of The Great War. We will also explore changes in recent history, linking this in with our theme of what make us who we are,	Ask a range of family members about what was different in their childhoods, particularly if there are several generations to ask! Note down any interesting and differing experiences of others and bring them in to share.
Geography The world	Closer to the end of our theme, we will explore what it means to be us by comparing our social geography to that of a differing country. We will learn the names of the different continents, countries and seas, finishing with studying the physical geography of the UK.	Encourage your child to watch child-appropriate news and learn about the world around them, particularly focusing on the lives of people from different cultures.

<p>DT Food Crafting</p> 	<p>We will be delving into cooking across our theme, linking to Harvest and where our food comes from in early Autumn and leading to making recipes nearer Christmas. We are also (hopefully) going to be learning some skills that would have been popular with children in the past, such as knitting or sewing!</p>	<p>Have a go at using seasonal produce to create some exciting recipes; talk about where food comes from and what can be made with it!</p>
<p>Music Performance Singing</p> 	<p>Nearer to Christmas, we will be practising the skills of performing through our Nativity. We will use this as an opportunity to become confident singers and listen to different kinds of music.</p>	<p>When the time is near, practise some of our Nativity songs at home and learn the tunes!</p>
<p>Art Pen and ink  Sculpture Watercolour Pencil crayon</p>	<p>Our art work is split between being led by Miss Keary and applied in class across the theme; we will be working hard on building up our sketching skills and observational drawings, applying this with pictures of animals and labelling them with scientific information. We will also build on our painting skills when we start to build on our knowledge of the world.</p>	<p>Encourage drawing and painting of the world around you, taking care to notice details and carefully drawing the shapes of different things.</p>
<p>Computing General skills Internet Safety</p> 	<p>In early computing sessions, we will be learning or recapping the skills of using ICT hardware such as a mouse and keyboard and simple software. We will use these skills to do research across our theme, such as using the internet to find out information about different animals and image searches to see pictures from the past. Throughout all of this, we will be ensuring that we are learning how to use ICT safely.</p>	<p>If you have a tablet or computer at home, share some ideas of what you would like to look up, thinking about our theme. If looking up any images or websites, safety is very important and will be helped if an adult supervises.</p>
<p>RE Creation and Fall Faith and the Arts</p>	<p>As well as celebrating and learning about Harvest and Christmas, we will be exploring God and Creation during the first half of the year.</p>	<p>Together, explore your own ideas of faith and extend this to talk about having respect for different faiths.</p>
<p>PE</p>  <p>Saints</p>	<p>Southampton Saints are our new school provider for PE; this term we are exploring team games and the skills of throwing, rolling, bouncing and catching.</p>	<p>Before winter kicks in, get outside and practise some of the throwing and catching skills we have been refining in school. Even when it gets cold, a bit of outdoors exercise or walking in the local countryside is a great way to warm up!</p>