











Oak Class Autumn Curriculum Overview

We will cover a range of topics in the following subjects during our first term in Oak Class. This is a brief overview of what we are covering in school alongside some ideas of what you could do at home to help continue and support learning. The following information applies up until Christmas break.

Area of Learning	Focus	Home Learning
Communication and Language 	<p>We will be looking at these texts this term:</p> <p><u>Martha Maps it Out</u> by Leigh Hodgkinson</p> <p><u>In Every House in Every Street</u> by Jess Hitchman and Lili La Baleine</p> <p><u>The Squirrels who Squabbled</u> by Rachel Bright</p> <p><u>Pumpkin Soup</u> by Helen Cooper</p> <p><u>Food Fight</u> by Alex Latimer</p> <p><u>The Christmas Eve Tree</u> by Delia Huddy</p> <p>Through provision and group discussion, the children will engage and become familiar with these texts.</p> <p>Children will also engage in 'Tapestry Talk' time with an adult to discuss entries onto their Tapestry Journal.</p>	<p>Developing a love of reading by reading to your child and building familiarity with stories. Add in plenty of <u>sound effects and different voices</u> together too.</p> <p>Remember to discuss what happens and who is in the story.</p> <p>In school we will be singing Nursery Rhymes and Counting songs together daily. Our focus ones for this term are 'Five currant buns' and 'If you're happy and you know it'.</p> <p>Listen to a range of other songs together here: <u>Nursery Rhymes and Songs - A to Z - BBC Teach</u></p>
Personal, Social, and Emotional Development 	<p>We will be looking at our feelings and setting routines for us to settle into class.</p> <p>Throughout the term, our focus will be on building relationships, expressing our feelings and considering those of others.</p> <p>There will be regular opportunities to discuss what is making us happy, sad, worried and angry.</p>	<p>Talk to your child about what they have learnt that day at school and how they are feeling.</p> <p>Encourage them to talk about how they feel using happy, sad, angry and worried.</p> <p>BBC Teach has lots of videos about dealing with emotions on <u>this website</u> and an activity to try <u>here</u>.</p> <p>Practise doing up coats, shoes and zips to develop independence and encourage tooth brushing and <u>good sleep habits</u> for a healthy lifestyle.</p>
Physical Development 	<p>We will work to develop gross motor skills (negotiating space safely and confidently) through more structured PE sessions and during activities in provision. We will also work on fine motor skills to build strength in our fingers to help us hold pencils in the proper tripod grip. The Tripod Grip is shown below.</p>	<p>There are many activities that can be used to strengthen hands including building bricks, button placing, peg activities, scissor skills and threading. <u>This website</u> has a list of suggestions you can easily try at home.</p> <p>Use playdough to develop strength in their fingers.</p>

	 <p>We will use a range of activities in provision such as playdough, threading, hammering, and scissor skill.</p>	<p>How to Make your Own Playdough - Sensory Play - BBC Tiny Happy People</p> <p>When walking, can they safely walk along a wall? Can they skip, hop and jump?</p>
<p>Literacy</p> 	<p>Children will learn the letter sounds and formation through Read Write Inc.</p> <p>Once they are secure in individual letter sounds, they will begin learning how to blend these sounds to read words and how to segment words to spell them.</p> <p>We shall also be looking at developing our language and orally producing descriptions of characters from books, poems, and instructions.</p>	<p>Get your child ready for blending by playing a range of ‘Fred Games’ to develop children’s phonological awareness.</p> <p>The link below takes you to our English page on our school website where you can find lots of information about how to support your child with their reading at home:</p> <p>Sampford Peverell C of E Primary School - Phonics - Read Write Inc (sampford-peverell-primary.devon.sch.uk)</p> <p>Letter formation videos will be shared on Tapestry and the corresponding practise sheet will be sent home once your child is ready.</p>
<p>Maths</p> 	<p>Using the White Rose Maths scheme, we will cover:</p> <p>Match, sort and compare</p> <p>We will explore matching, sorting and comparing a variety of objects in the classroom.</p> <p>Talk about measure and patterns</p> <p>We will compare and order objects by size as well as using specific language such as ‘tall’ or ‘short’, ‘light’ or ‘heavy’. We will also begin to explore patterns that we can see and hear.</p> <p>It's me 1,2,3</p> <p>In this block we will learn to find, represent and subitise (being able to visually see a number instantly without counting) numbers 1,2 and 3.</p> <p>Circles and triangles</p>	<p>Watch episodes of Numberblocks. Can you spot numbers and patterns out in your environment?</p> <p>Practice sorting items in your house, can you match the socks together from the washing?</p> <p>Create a pattern using your toys or Autumn treasures that you find on a walk.</p> <p>Use opportunities such as walking up steps or tidying up toys to practice counting. Ask questions like; can you tidy up 5 toys?</p> <p>Go on a shape hunt at home, how many triangles can you see? What</p>

	<p>After learning to identify triangles and circles, we will find shapes in the environment and practice describing position.</p> <p>1,2,3,4,5</p> <p>Building on our knowledge of 1,2 and 3, we will learn about the composition of numbers 4 and 5, including 1 less and 1 more.</p> <p>Shapes with 4 sides</p> <p>We will use of knowledge of number 4 to help us find shapes that have 4 sides in our environment and how we can combine them.</p>	<p>items can you find that are squares?</p> <p>White Rose Maths has a range of handy videos to complement our learning here. They also produce the 1 minute maths app which is great for early number skills.</p>
<p>Understanding the World</p> 	<p>Our focus for this term is 'My World'. We will be talking about ourselves and our family members. Children will name and describe those who are familiar to them. We will look at where our school is in the world and how we can use a map to find where we live. After half term, our topic will be 'Let's Celebrate' where we will be exploring birthdays, Diwali, Christmas and other religious festivals.</p> <p>For our 'Past and Present' learning, we will discover teddy bears from the past and compare them to the teddies that we have at home now.</p> <p>We will learn about seasonal changes as we move into autumn and then winter.</p> <p>Our Focus in Religious Education this term is 'Being Special: Where do we belong?' and next term we will be learning why Christians perform Nativity plays at Christmas.</p>	<p>Talk about family members and people who are special to you. Who lives in your house?</p> <p>Talk about your route to school, do you walk, ride a bike or drive? Can they tell you what they see on their way to school?</p> <p>Use your senses of touch, sight, smell and hearing to discover seasonal changes in our local area. What special clothing do we need as the weather starts to get colder?</p> <p>This educational BBC website has lots of information and activities to try: Early years Understanding the World - BBC Bitesize</p>
<p>Expressive Arts and Design</p> 	<p>Art activities will include junk modelling, wax resistant watercolours, mixing colours and collaging. We will focus on the techniques of painting, drawing, sculpting and printing.</p> <p>This half term we will be creating self- portraits and drawing our family. We will investigate autumn colours and changes around us by printing, drawing and sculpting autumn treasures (conkers, acorns and pinecones).</p> <p>Next term we will create art to reflect our learning of Diwali, Bonfire Night, Remembrance Day and Christmas. In preparation for the winter lantern parade, children will be guided through designing and making their own lantern.</p>	<p>Have plenty of drawing, painting and singing opportunities for them to do freely.</p> <p>Create art at home; can you draw your favourite tree and paint it in Autumn colours? Draw pictures of your house or your family.</p> <p>Make your own Christmas cards using painting, printing, drawing or any other art techniques you would like to use. Practice your wonderful name writing inside too for an extra special touch!</p>

		This educational BBC website has lots of ideas: Early years Expressive Arts and Design - BBC Bitesize
--	--	---