










## Oak Class Summer Curriculum Overview

We will cover a range of topics in the following subjects during our final term in Reception. The following information applies up until the Summer break.

Area of Learning	Focus	Home Learning
<b>Communication and Language</b> 	We will be continuing to focus on 'Show and Tell' using the Tapestry posts that you share from home. Developing the language being used to describe what we are talking about and thinking of questions that can be asked to encourage more descriptions from the person showing/telling. Within teaching inputs, the children will be encouraged to share their thoughts and ideas with partners and the rest of the class.	Share stories with your child, not making them read, read to them. Discuss what happens and who is in the story. Stop before you get to the end of the story, what do they think is going to happen next? Why do they think this? Were you right?
<b>Personal, Social, and Emotional Development</b> 	We will be continuing to look at our feelings and following routines. Our focus about ourselves will continue this term and will be developing to looking after the environment and equipment.	Talk to your child about what they have done that day at school and how they are feeling. Practise doing up coats, shoes, zips to continue to develop independence.
<b>Physical Development</b> 	Gross motor skills of negotiating spaces safely and confidently with increasing levels of difficulty. Fine motor skills to continue to build strength in our fingers to help us hold pencils in the proper tripod grip. Some children may need the assistance of a pencil grip. We will be looking at the importance of fitness and its effects on our mental and physical health.	When walking, can they walk along a wall? Can they safely skip, hop and jump? Develop an awareness of others around us when moving. Can they tell you why it is good for us to exercise? Use <a href="#">playdough</a> to develop strength in their fingers.
<b>Literacy</b> 	We will be continuing to focus on our <a href="#">letter formations</a> following the Read Write Inc scheme and starting to write words using Fred Talk. We shall also be looking at developing our language and phonetically writing words, phrases and sentences.	Share stories regularly with your child and discuss what is happening. Encourage them to spot sounds that they have previously learnt. Have a go at writing names and continue practising letter formations.
<b>Maths</b> 	Our focuses are: 'To 20 and beyond.' Looking at number patterns to 20. 'Find my pattern.' Doubling, halving, odds and evens. 'On the move.' Patterns and relationships and following/giving directions.	Watch episodes of <a href="#">Numberblocks</a> . Can they spot numbers and patterns out in their environment? Can you play a game of dominoes and match the spots on the pieces? When there are doubles, how many does this equal?
<b>Understanding the World</b> 	<p><i>People, Cultures and Communities</i></p> <p>God and Creation: Why is the word 'God' so important to Christians? We will look at the relationships between Christians and God and how we can look after our wonderful world.</p> <p><i>Past and Present</i></p> <p>Our focus will be significant women from the past (Queen Victoria and Queen Elizabeth II) and how they have changed the way that the country is ruled.</p> <p><i>The Natural World</i></p> <p>The first half term, we will be identifying different native flowering plants, including trees by make careful observations of leaves and seeds.            After half term, we will be looking at plants and investigating what plants need to survive.</p>	<p><i>People, Cultures and Communities</i></p> <p>You could talk about ways that you could help to keep the world a wonderful place.</p> <p><i>Past and Present</i></p> <p>What other women have made impacts on history.</p> <p><i>The Natural World</i></p> <p>Use some of the <a href="#">plant spotter identification guides</a> from the Woodland Trust to identify native plants whilst out and about. If you can, plant some different seeds and bulbs at home and observe how they grow.</p>
<b>Expressive Arts and Design</b> 	Art activities will include junk modelling, wax resistant watercolours, mixing colours, painting. We will be continuing to learn a variety of popular nursery rhymes. We will be drawing and painting flowers throughout the term.	Sing <a href="#">Nursery Rhymes</a> with your child. Have plenty of drawing/ painting opportunities for them to do freely.